


Amēda. Nipple Size Guide

Trusted by Hospitals, Loved by Moms.

Helps measure the diameter of the nipple to make choosing a suitable Ameda Breast Flange easier.

Using the right breast flange or insert can help make pumping more comfortable and efficient.

- 1 Place this guide 1/4" or 6mm beyond the base of the nipple.
- 2 Measure nipple.
- 3 Remove guide before breast pumping.



Good Fit



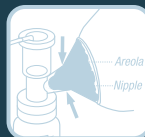
During pumping, your nipple moves freely in the breast flange tunnel. You see space around the nipple. Not much areola is drawn into the tunnel with the nipple.

Too Small



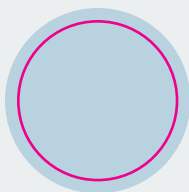
During pumping, some or all of your nipple rubs against the side of the breast flange tunnel.

Too Large

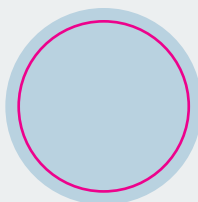


During pumping, more areola is drawn into the breast flange with your nipple. Your areola may rub against the side of the breast flange tunnel.

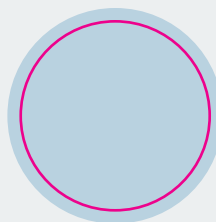
21.0 mm



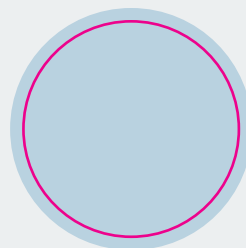
22.5 mm



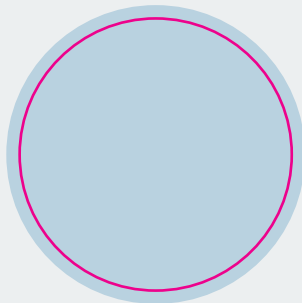
25.0 mm



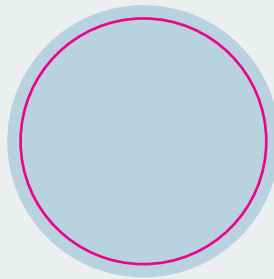
28.5 mm



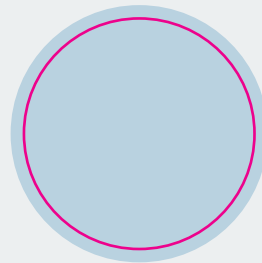
36.0 mm



32.5 mm



30.5 mm



Amēda. Nipple Size Guide

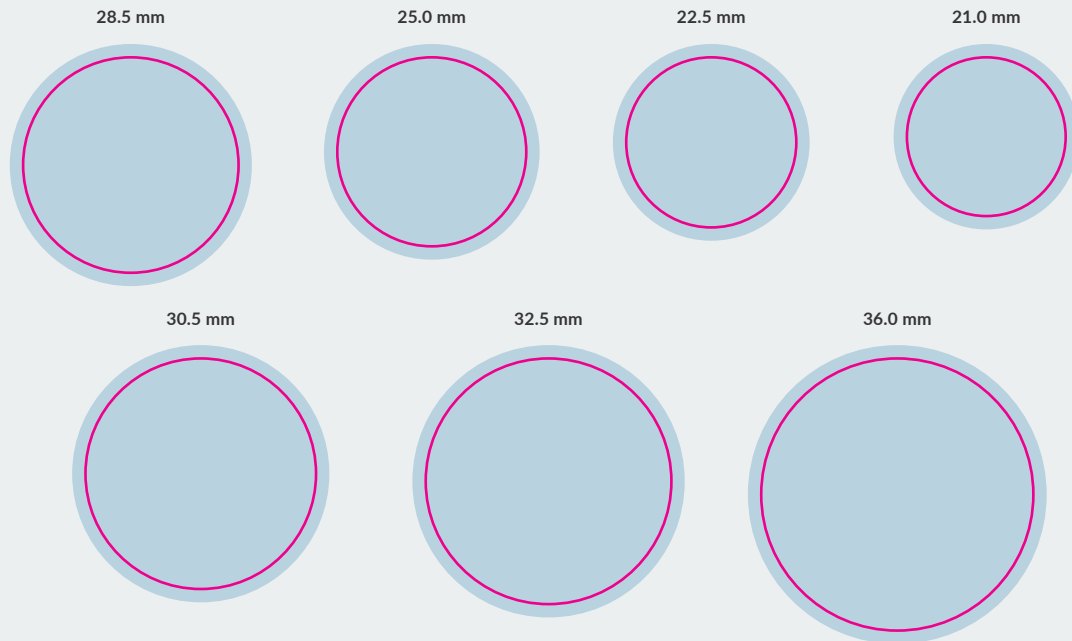
Trusted by Hospitals, Loved by Moms.

Need more
guidance?

1-866-992-6332
ParentCare@ameda.com
www.ameda.com

Distributed in USA by:
Ameda, Inc.
485 Half Day Rd. Ste 320
Buffalo Grove, IL 60089

Distributed in Canada by:
Mother's Choice Products Ltd
1-800-604-6225
www.motherschoiceproducts.com



Nipple Size can change with birth, breastfeeding and pumping. From time to time it is helpful to re-check your nipple size.

XS

Flexishield™ Areola Stimulator | 21.0 mm
(Fits Inside Standard 25.0 mm Breast Flange)

S

Breast Flange Reducing Insert | 22.5 mm
(Fits Inside Standard 25.0 mm Breast Flange)

STANDARD

Standard Breast Flange | 25.0 mm
(Included with all Ameda HygieniKit Systems and Breast Pumps)

M

Breast Flange Insert | 28.5 mm
(Fits Inside Large 30.5 mm Breast Flange)

L

Breast Flange | 30.5 mm

XL

Breast Flange Insert | 32.5 mm
(Fits Inside XX-Large 36.0 mm Breast Flange)

XXL

Breast Flange | 36 mm